

HENLEY[®] STOVES

EVERY HOME DESERVES A HENLEY



THE STOVE COLLECTION 2024 : VOL 2



HENLEY STOVES

Henley Stoves is one of the fastest growing stove brands in both Ireland and the UK.

At Henley we are committed to providing quality products at affordable prices backed up with a market leading focus on customer service.

From factory floor to family home, our customers are our first priority.

We pride ourselves on using new designs, new technology and new environmentally friendly standards to ensure we are a market leader in the provision of the latest quality affordable stoves.

We service a range of customers across Ireland and the UK from our distribution centres in South West Ireland, Dublin and Cambridgeshire in the UK.

We have a range of products from traditional wood burning stoves to a wide and exclusive range of bio-ethanol stoves.

Henley has been at the heart of homes across Ireland and the UK since 1989.



Henley Stoves is also the producer of the Bertoneri Collection of Stone, Marble Surrounds & Fireplace Accessories.

Ask your local Henley Stockist about the 2024 Bertoneri Fireplace Collection Today



Freestanding Collection

06

- | | |
|-----------------------|----------------------|
| 06 • Redwood eco | 20 • Hampton |
| 07 • Glenwood eco | 21 • Alderwood eco |
| 08 • Ascot eco Range | 22 • Elmwood eco |
| 10 • Thames eco Range | 24 • Burnbright |
| 11 • Clearwood eco | 26 • Willow eco |
| 12 • Elcombe eco | 28 • Severn Range |
| 14 • Lincoln eco | 30 • Sherwood Range |
| 16 • Dunloe eco | 32 • Hampshire Range |
| 17 • Leaf | 34 • Bracken eco |
| 18 • Hazelwood Range | 35 • Porto Door |

Insert & Cassette Collection

36

- | | |
|--------------------|----------------------|
| 36 • Muckcross eco | 40 • Athens Range |
| 37 • Arklow eco | 42 • Eco c400 / c550 |
| 38 • Achill eco | 43 • Lagos Range |
| 39 • Elmwood eco | 44 • Portimao Range |

Outdoor Stoves Collection

45

- 45 • Thor 12

Pellet Stoves Collection

46

- | | |
|----------------------|----------------------|
| 46 • BIO80Q - Pellet | 48 • Elm 8 - Pellet |
| 47 • Elm 4 - Pellet | 49 • Elm 11 - Pellet |

Boiler Stoves Collection

50

- | | |
|----------------------|---------------------|
| 50 • Elm 20 - Pellet | 52 • Sherwood Range |
| 51 • Achill 17.5 | 53 • Portimao 16 |

Stove & Fireplace Accessories

54

- | | |
|--------------------------|--------------------|
| 54 • Natural Stone Tiles | 56 • Stove Hearths |
| 55 • Wood Effect Beams | |

Stove Dimensions

58

Please note that images of installations within this brochure may not conform to British and Irish building regulations. All images are used for illustration purposes only. Please consult with a qualified professional installer (HETAS registered in the United Kingdom & Republic of Ireland) for expert advice including the requirement for a hearth in your home. Images contained within this brochure are Copyright 2024 of Henley Stoves.



SIA ECO-DESIGN READY

A Henley stove with this icon is a stove which meets the future EU Standards established in 2022.



clearSkies Levels explanation

A clearSkies label means you can be assured that the Henley stove meets all the energy and efficiency criteria, and the different levels allow you to identify how far beyond Ecodesign criteria they go in terms of reducing emissions and increasing efficiency.



Ecodesign compliant but not listed as Defra exempt.



Ecodesign compliant (e.g. previous SIA Ecodesign Ready) and Defra exempt.



15% improvement on Ecodesign; and Defra exempt.



15% improvement in emission & efficiency performance on Level 4; And Defra exempt.



EUROPEAN STANDARD

European Standard of testing for stoves fired by solid fuel, incorporating corrigenda September 2003, June 2006 and August 2007.



5 YEAR WARRANTY

Henley stoves come with a 5 year warranty on the body of the stove.



EXTERNAL AIR

A Henley stove has an external air facility allowing the air to come directly from outside your building rather than through a vent in the room. This is required for heat recovery systems in new build projects.



ECO DESIGN READY 2022

All Henley Ecodesign stoves in this brochure are stamped with our Ecodesign Ready 2022 logo.



CLEAN BURN

A Henley stove has an tertiary air system. This creates a clean-burn system where hot air is pushed into the firebox above the normal height of the fire. This allows the excess gases to combust giving a cleaner burn.



WOOD BURNING

This icon denotes that this Henley stove uses Wood Fuel only.



AIR-WASH

All Henley stoves come with an air-wash system which helps to keep the glass clean. It uses a specially placed vent or vents to draw in air from the outside which will wash over the front of the glass.

eco design Ready Comparisons



90% LESS

Particulated emissions compared to an open fire

70% CHEAPER

To run than an open fire

60% MORE

Efficient than an open fire



5 Logs*

To produce 4kWh of heat over 5 hours



*Kiln dried hardwood

A & A+ Energy rating

HENLEY eco design STOVE

16 Logs*

To produce 4kWh of heat over 5 hours



*Kiln dried hardwood

G Energy rating

OPEN FIREPLACE

7 Logs*

To produce 4kWh of heat over 5 hours



*Kiln dried hardwood

B Energy rating

10 YEAR OLD STOVE

*Efficiency based on a Henley Sherwood 5kW stove. Data from Stove Industry Alliance. Figures correct at the time of print - Dec 2023



REDWOOD

FREESTANDING

The Redwood stove is the perfect addition to any home seeking warmth and style. This multi-fuel stove boasts a 5 kW output and an impressive 79% efficiency rating, ensuring your home is cozy and efficient. Equipped with an air-wash feature, The Redwood is easy to maintain and keep clean. With its Transitional Design Style, this freestanding stove is both modern and timeless, blending seamlessly into any room.

OUTPUT: 5kW

EFFICIENCY: 79%

ENERGY CLASS: A

FINISH AVAILABLE: Matt Black

FEATURES

CE 5 YEAR CLEAN BURN eco design Ready 2022 MULTIFUEL GRATE

DIMENSIONS	HEIGHT	WIDTH	DEPTH	FLUE	
Redwood 5 - freestanding	590	390	360	125	



GLENWOOD

FREESTANDING

The Glenwood, a versatile and efficient multi-fuel stove from Henley Stoves. With its sleek Rustic Design Style and freestanding structure, this stove is the perfect addition to any modern home. Boasting a 5 kW output and 79.0% efficiency, the Glenwood provides a powerful and cost-effective heating solution for your living space. Equipped with air-wash technology, this stove ensures a clear view of the flames, enhancing the ambience of your room.

OUTPUT: 5kW

EFFICIENCY: 79%

ENERGY CLASS: A

FINISH AVAILABLE: Matt Black

FEATURES

CE 5 YEAR CLEAN BURN eco design Ready 2022 MULTIFUEL GRATE

DIMENSIONS	HEIGHT	WIDTH	DEPTH	FLUE	
Glenwood 5 - freestanding	590	390	360	125	



Ascot 5 eco



Ascot 8 eco

ASCOT

FREESTANDING

The Ascot Eco, Henley Multi Fuel Stove is the perfect fit for any classic-style home. It features a 5kW or 8kW option and is multifuel so you can easily switch up your fuel choice. With a remarkable up to 82.5% efficiency rate, it's sure to keep your home toasty through the cooler months. The air-wash keeps the glass clean and clear, giving you the perfect view of the blazing fire. The freestanding design makes it easy to place in any room, and the External Air allows for an efficient and healthy heating system.

OUTPUT:	5kW, 8kW
EFFICIENCY:	5kW = 82.5% 8kW = 79.4%
ENERGY CLASS:	5kW A+ 8kW A
FINISH AVAILABLE:	Matt Black

FEATURES

DIMENSIONS	HEIGHT	WIDTH	DEPTH	FLUE	
Ascot 5 - freestanding	559	382	361	125	
Ascot 8 - freestanding	600	490	380	125	



THAMES

FREESTANDING

The Thames, Henley Multi Fuel Stoves are the perfect heat source for any classic home. This freestanding stove is multifuel with a maximum heat output of 5kW, and an 80.7% efficiency that heats your home quickly and efficiently. The air-wash system ensures that your stove's viewing window stays clean whilst giving you a clear view of the fire. The Thames, Henley stove is the perfect match for any traditional home décor style.

OUTPUT: 5.1kW

EFFICIENCY: 80.7%

ENERGY CLASS: A+

FINISH AVAILABLE: Matt Black

FEATURES

CE

5 YEAR

CLEAN BURN

eco design Ready 2022

MULTIFUEL GRATE

DIMENSIONS	HEIGHT	WIDTH	DEPTH	FLUE	
Thames 5 - freestanding	495	430	339	125	



CLEARWOOD

FREESTANDING

The Clearwood Multi Fuel Stove is the perfect stove for any home. This versatile freestanding stove boasts a maximum heat output of 5.1kW and an impressive 80.7% efficiency rating, ensuring your space stays cozy in no time. Featuring an air-wash system, you can enjoy a clear view of the fire through the stove's viewing window without worrying about cleaning.

OUTPUT: 5.1kW

EFFICIENCY: 80.7%

ENERGY CLASS: A+

FINISH AVAILABLE: Matt Black

FEATURES

CE

5 YEAR

CLEAN BURN

eco design Ready 2022

MULTIFUEL GRATE

DIMENSIONS	HEIGHT	WIDTH	DEPTH	FLUE	
Clearwood 5 - freestanding	495	430	339	125	



Elcombe Eco Design Ready with Logstore.



Elcombe Eco Design Ready

ELCOMBE

FREESTANDING

Now adapted for the Eco line, the Elcombe 5kW room heater's Output is remarkable for its modest size. Combining a sleek body with solid features, the Elcombe will compliment any modern or traditional interior. The Elcombe is also available with logstore option.

OUTPUT:

5kW

EFFICIENCY:

78.1%

ENERGY CLASS:

A

FINISH AVAILABLE:

Matt Black

FEATURES



DIMENSIONS

	HEIGHT	WIDTH	DEPTH	FLUE	
Elcombe 5kW- freestanding	585	490	343	125	
Elcombe With Logstore 5kW - freestanding	815	490	343	125	



Lincoln Eco Design Ready, Logstore model.



Lincoln Eco Design Ready

LINCOLN

FREESTANDING

The Lincoln 5kW room heater stove combines contemporary stove design with a blend of traditional values. Now adapted for the Eco line, its attractive look and superb cast iron build quality makes this stove an excellent choice for any customer, available with or without a logstore.

OUTPUT:

5kW

EFFICIENCY:

78.1%

ENERGY CLASS:

A

FINISH AVAILABLE:

Matt Black

FEATURES

CE

5 YEAR

CLEAN BURN

eco design Ready 2022

MULTIFUEL GRATE

DIMENSIONS	HEIGHT	WIDTH	DEPTH	FLUE	
Lincoln 5kW- freestanding	585	490	343	125	
Lincoln With Logstore 5kW - freestanding	815	490	343	125	



DUNLOE

FREESTANDING

The Dunloe stove is the perfect addition to any home seeking warmth and style. With an impressive 5.1kw output and 83% efficiency rating, this stove is not only stylish but also highly functional. Its classic design with a cast iron body and door in a sleek matt black finish will add charm and character to your living space. Plus, it's energy-efficient with an A+ energy rating and can burn multiple fuel types. The air-wash feature helps to keep the glass clear for maximum viewing pleasure while also minimizing maintenance.

OUTPUT: 5.1kW

EFFICIENCY: 83%

ENERGY CLASS: A+

FINISH AVAILABLE: Matt Black

FEATURES



DIMENSIONS	HEIGHT	WIDTH	DEPTH	FLUE	
Dunloe 5.1kW - freestanding	617	438	359	125	



LEAF

FREESTANDING

The Leaf – a stove with a steel body and a cast iron door that delivers outstanding efficiency and environmental performance. This wood-burner, with a heat output of 4.9kW and efficiencies reaching up to 79.8%, is the perfect solution for keeping your home warm and cosy while also being environmentally friendly. Its durable steel body and cast iron door ensure that it will last for years to come, while its sleek design adds a touch of elegance to any room.


OUTPUT: 4.9kW

EFFICIENCY: 79.8%

ENERGY CLASS: A

FINISH AVAILABLE: Matt Black

FEATURES



 *These stoves are Wood Burning only

DIMENSIONS	HEIGHT	WIDTH	DEPTH	FLUE	
Leaf 4.9kW - freestanding	500	420	335	125	



Hazelwood Compact Eco Design Ready



Hazelwood DS 6.5kW Eco Design Ready

HAZELWOOD

FREESTANDING

Introducing the Hazelwood range. These new wood-burners meet Henley's high environmental standards, ensuring a clean & efficient burn. With the Hazelwood range, you can be safe in the knowledge that you are heating your home with, one of the most reliable & Eco-friendly stoves in our range.

OUTPUT:

4.9kW, 5kW, 6.5kW

EFFICIENCY:

4.9kW = 79.8%
5kW = 78.4%
6.5kW = 75.8%

ENERGY CLASS:

4.9kW A+

5-6.5kW A

FINISH AVAILABLE:

Matt Black

FEATURES



 ***These stoves are Wood Burning only**

DIMENSIONS	HEIGHT	WIDTH	DEPTH	FLUE	
Hazelwood 4.9kW - freestanding	500	420	335	125	
Hazelwood 5kW - freestanding	623	550	335	125	
Hazelwood With Logstore 5kW - freestanding	904	550	335	125	
Hazelwood DS 6.5kW - freestanding	530	465	500	125	



Hazelwood 5kW Eco Design Ready



HAMPTON

FREESTANDING

One of Henley's most classic double door designs. The new Hampton is a Steel body stove with classic cast iron doors boasting great efficiency and environmental performance whilst giving a sense of style and tradition to your fireplace.

OUTPUT:	4.9kW
EFFICIENCY:	78.4%
ENERGY CLASS:	A
FINISH AVAILABLE:	Matt Black

FEATURES

*These stoves are Wood Burning only

DIMENSIONS	HEIGHT	WIDTH	DEPTH	FLUE	
Hampton 4.9kW - freestanding	623	550	335	125	



ALDERWOOD

FREESTANDING

The new Alderwood room heater is Eco Design Ready with an efficient 6.7kW heat output. A matt black finish and clean design paired with its high performance make this model a perfect choice for any fireside setting.

OUTPUT:	6.7kW
EFFICIENCY:	78.7%
ENERGY CLASS:	A
FINISH AVAILABLE:	Matt Black

FEATURES

DIMENSIONS	HEIGHT	WIDTH	DEPTH	FLUE	
Alderwood 6.7kW - freestanding	623	550	335	125	



Elmwood 6.7kW Eco Design Ready

Elmwood Compact 4.9kW



ELMWOOD

FREESTANDING

Experience the perfect blend of classic and modern design with the new Elmwood room heater. Designed with an Eco Design, this heater boasts an impressive 4.9kW and 6,7kW heat output and high efficiencies, ensuring that your living space is always warm and cosy. The Victorian design, finished in elegant matt black, adds a touch of sophistication to any room, while the large viewing glass provides sensational fireside views. The Elmwood room heater is the perfect addition to your home.

OUTPUT:

4.9kW, 6.7kW

EFFICIENCY:

4.9kW = 78.3%
6.7kW = 78.7%

ENERGY CLASS:

A

FINISH AVAILABLE:

Matt Black

FEATURES



DIMENSIONS	HEIGHT	WIDTH	DEPTH	FLUE	
Elmwood Compact 4.9kW - freestanding	574	444	310	125	
Elmwood Multifuel 6.7kW - freestanding	683	574	335	125	



Burnbright Multifuel with Logstore.



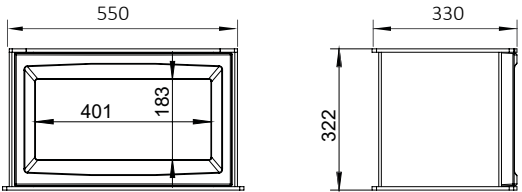
Burnbright Multifuel.

BURNBRIGHT

FREESTANDING

The Burnbright delivers 6.7kW of heat to the room with crystal clear burn and remarkable control. Purposely designed to maximize the view of the fire, the minimal styling of the Burnbright fits comfortably into any fireside situation.

The Burnbright also includes the option to add a convenient log-store feature.



*A separate Logstore is available.

OUTPUT:	6.7kW
EFFICIENCY:	6.7W = 78.7%
ENERGY CLASS:	A
FINISH AVAILABLE:	Matt Black

FEATURES



DIMENSIONS	HEIGHT	WIDTH	DEPTH	FLUE	
Burnbright Multifuel 6.7kW - freestanding	623	550	335	125	
Logstore - freestanding	322	550	330		



Willow 6.7kW Eco Design Ready,



WILLOW

FREESTANDING

The Willow room heater is Eco Design Ready with a 4.9kW and a 6.7kW heat output. The simplicity of the matt black finish combined with the contemporary design makes this model a popular choice for new builds.

OUTPUT:4.9kW, 6.7kW

EFFICIENCY:4.9kW = 78.3%
6.7kW = 78.7%

ENERGY CLASS:A

FINISH AVAILABLE:Matt Black

FEATURES

CE5 YEARCLEAN BURNEXTERNAL AIReco design Ready 2022MULTIFUEL GRATE***SIA eco design READY

DIMENSIONS	HEIGHT	WIDTH	DEPTH	FLUE	
Willow Compact 4.9kW - freestanding	500	420	335	125	
Willow 6.7kW - freestanding	623	550	335	125	



SEVERN

FREESTANDING

The Severn range is part of the new Henley Stove that have achieved eco standards and boast both a contemporary design coupled with classic features making it a perfect choice for all tastes. With a 8.4kW heat output and an efficiency rating of 79%.

The Severn also includes the option to add a convenient log-store feature.

OUTPUT:

5kW, 8.4kW

EFFICIENCY:

5kW = 75.6%
8.4kW = 79.0%

ENERGY CLASS:

A

FINISH AVAILABLE:

Matt Black

FEATURES



DIMENSIONS	HEIGHT	WIDTH	DEPTH	FLUE	
Severn 5 - freestanding	487	350	415	125	
Severn 8 - freestanding	530	470	435	125	
Logstore 5 - freestanding	150	350	280		
Logstore 8 - freestanding	200	470	300		



Sherwood 5 - Matt Black



Sherwood 7 - Matt Black



Sherwood 12 - Matt Black

SHERWOOD

FREESTANDING

The Sherwood stove is the perfect blend of style and performance. With an output of 5kW or 6.8kW and an efficiency rating of up to 77.9%, this stove delivers warmth and comfort to your home. Class A energy rating ensures efficient heating, while the clean and sleek design in a matt black finish adds an elegant touch to any room. The Sherwood stove is a multi-fuel stove with an external air connection that provides a healthier living environment. The cast iron door is durable and easy to clean, and the air-wash system ensures a clear view of the fire.

*A separate Logstore is available.

OUTPUT:

5kW, 6.8kW, 10.2kW

EFFICIENCY:

5kW = 77.9%
6.8kW = 76.5%
10.2kW=76.4%

ENERGY CLASS:

A

FINISH AVAILABLE:

Matt Black

FEATURES



DIMENSIONS	HEIGHT	WIDTH	DEPTH	FLUE	
Sherwood 5 - freestanding	559	382	362	125	
Sherwood 7 - freestanding	570	470	388	125	
Sherwood 12 - freestanding	630	540	390	153	
Logstore 5 - freestanding	210	370	315		
Logstore 7 - freestanding	240	440	330		



Hampshire 7 eco with Logstore



Hampshire 5 eco

HAMPSHIRE

FREESTANDING

The Hampshire stove is the perfect blend of style and performance. With an output of 5kW or 6.8kW and an efficiency rating of up to 77.9%, this stove delivers warmth and comfort to your home. Class A energy rating ensures efficient heating, while the clean and sleek design in a matt black finish adds an elegant touch to any room. The Hampshire stove is a multi-fuel stove with an external air connection that provides a healthier living environment. The cast iron door is durable and easy to clean, and the air-wash system ensures a clear view of the fire.

***A separate Logstore is available.**

OUTPUT:

5kW, 6.8kW

EFFICIENCY:

5kW = 77.9%
6.8kW = 76.5%

ENERGY CLASS:

A

FINISH AVAILABLE:

Matt Black

FEATURES



DIMENSIONS	HEIGHT	WIDTH	DEPTH	FLUE	
Hampshire 5 - freestanding	559	382	361	125	
Hampshire 7 - freestanding	570	470	370	125	
Logstore 5 - freestanding	210	370	315		
Logstore 7 - freestanding	240	440	330		



BRACKEN ECO

FREESTANDING

The Bracken 7.9kW multi fuel stove encompasses both traditional design and modern technology. Its double combustion system allows for great fuel efficiency along with excellent air control.

Its separate ash door allows for easy cleaning.

OUTPUT: 7.9kW

EFFICIENCY: 76.4%

ENERGY CLASS: A

FINISH AVAILABLE: Matt Black

FEATURES

CE

5 YEAR

CLEAN BURN

eco design Ready 2022

MULTIFUEL GRATE

DIMENSIONS	HEIGHT	WIDTH	DEPTH	FLUE	
Bracken 7.9kW - freestanding	581	520	355	125	



PORTO DOOR

DIY STOVE DOOR

The Porto stove door is a DIY door which can be added to your standard fireplace to help ensure you get the maximum efficiencies from your current fireplace without the need to install a room heater stove. The Porto stove door allows you to control the burn rate of your open fire and can be used in conjunction with your current back boiler increasing the output of your back boiler. With the Henley Porto stove door you can be rest assured all the heat from your fire is being used efficiently.

Suitable for 16" or 18" openings

FINISH AVAILABLE: Matt Black

FEATURES

CE

5 YEAR

DIMENSIONS	HEIGHT	WIDTH			
Porto Door	620	525			



MUCKROSS

INSERT

The Muckross insert multi-fuel stove boasts an impressive 83.3% efficiency rating and is eco-design compliant. The air-wash system keeps the glass clear for an uninterrupted view of the flames, while its insert design allows it to fit most standard fireplace openings. The cast iron door adds both durability and elegance to this stove.

OUTPUT:

4.6kW to 5kW

EFFICIENCY:

83.3%

ENERGY CLASS:

A+

FINISH AVAILABLE:

Matt Black

Enamel Black

FEATURES

CE

5 YEAR

CLEAN BURN

eco design Ready 2022

MULTIFUEL GRATE

DIMENSIONS	HEIGHT	WIDTH	DEPTH	FLUE	BACKBOX HEIGHT	BACKBOX WIDTH	BACKBOX DEPTH
Muckross - insert	595	485	370	125	512	396	283



ARKLOW

INSERT

The Arklow insert stove by Henley Stove is the perfect heating solution for your home. It's a multi-fuel stove with an impressive 79.2% efficiency rating. The Arklow is also environmentally friendly and eco-design compliant. The air-wash system ensures that the large viewing glass stays clean and clear. The Arklow stove fits most standard fireplace openings. The cast iron door ensures durability and elegance.

OUTPUT:

4.6kW to 5kW

EFFICIENCY:

79.2%

ENERGY CLASS:

A+

FINISH AVAILABLE:

Matt Black

Enamel Black

FEATURES

CE

5 YEAR

CLEAN BURN

eco design Ready 2022

MULTIFUEL GRATE

DIMENSIONS	HEIGHT	WIDTH	DEPTH	FLUE	BACKBOX HEIGHT	BACKBOX WIDTH	BACKBOX DEPTH
Arklow - insert	591	485	370	125	512	396	263



ACHILL

INSERT

The Achill insert multi-fuel stove, a remarkably efficient and eco-conscious addition to your home. With an impressive 80.2% efficiency rating, the Achill meets stringent eco-design standards, ensuring minimal environmental impact while providing exceptional heating performance. Its air-wash system effectively keeps the glass door clear, offering an unobstructed view of the dancing flames. The insert design seamlessly integrates into most standard fireplace openings, while the cast iron door exudes both durability and timeless elegance.

OUTPUT:

7kW

EFFICIENCY:

80.2%

ENERGY CLASS:

A+

FINISH AVAILABLE:

Matt Black

Enamel Black

FEATURES

CE

5 YEAR

CLEAN BURN

eco design Ready 2022

MULTIFUEL GRATE

DIMENSIONS	HEIGHT	WIDTH	DEPTH	FLUE	BACKBOX HEIGHT	BACKBOX WIDTH	BACKBOX DEPTH
Achill Eco - insert	595	485	430	125	552	396	370



ELMWOOD

INSERT

The Elmwood insert multi-fuel stove is a highly efficient, eco-friendly, and stylish stove that is perfect for heating your home. It has an impressive 80.2% efficiency rating and is eco-design compliant. Its air-wash system effectively keeps the glass door clear, offering an unobstructed view of the dancing flames. The insert design seamlessly integrates into most standard fireplace openings, while the cast iron door exudes both durability and timeless elegance.

OUTPUT:

7kW

EFFICIENCY:

80.2%

ENERGY CLASS:

A+

FINISH AVAILABLE:

Matt Black

FEATURES

CE

5 YEAR

CLEAN BURN

eco design Ready 2022

MULTIFUEL GRATE

DIMENSIONS	HEIGHT	WIDTH	DEPTH	FLUE	BACKBOX HEIGHT	BACKBOX WIDTH	BACKBOX DEPTH
Elmwood Eco - insert	594	540	430	125	552	396	370



ATHENS

CASSETTE

The Athens 400, 500 multifuel Cassette Stoves are manufactured with beautiful steel construction & boast excellent burn control along with an 81% plus efficiency level. Sleek, modern design and a large viewing glass that is sure to turn heads in any home.

For proper functionality, this stove must be installed with external air.

The Athens Range comes as standard with a 4 Sided Glass Frame. A 3 sided frame is also available to order.

OUTPUT:	4.8kW, 6.2kW
EFFICIENCY:	4.8kW = 80.8% 6.2kW = 75.0%
ENERGY CLASS:	4.8kW A+ 6.2kW A
FINISH AVAILABLE:	Black Glass

FEATURES



DIMENSIONS	HEIGHT	WIDTH	FLUE	BACKBOX HEIGHT	BACKBOX WIDTH
Athens 400 / 4.8kW - cassette	626	468	151	550	395
Athens 500 / 6.2kW - cassette	630	577	151	555	500



ECO C400 & C550

CASSETTE

The ECO C400 & C550 multifuel cassette is popular stove in the Henley collection. It boasts an excellent burn control along with an 82.2% plus efficiency level.

This model has a cover fitted to the back of the stove and will work as standard taking air from the room. If you require the stove to work with external air supply please remove the cover and fit the external air kit.

The Eco C. Range comes as standard with a 4 Sided Glass Frame. A 3 sided frame is also available to order.

OUTPUT: 5kW, 6.9kW

EFFICIENCY: 5kW = 82.2%
6.9kW = 75.8%

ENERGY CLASS: 5kW A+
6.9kW A

FINISH AVAILABLE: Matt Black

FEATURES

CE 5 YEAR CLEAN BURN ECO DESIGN READY 2022 EXTERNAL AIR MULTIFUEL GRATE SIA eco design ready

DIMENSIONS	HEIGHT	WIDTH	FLUE	BACKBOX HEIGHT	BACKBOX WIDTH
ECO C400 /5kW - cassette	663	512	125	552	400
ECO C550 /6.9kW - cassette	594	663	125	482	550



LAGOS

CASSETTE

The Lagos models are a range of multifuel Cassette Stoves manufactured in southern Portugal from steel and boast excellent burn control along with an 77% plus efficiency level. Their sleek modern design and large viewing window allows this stove to be the focal point of any home.

The Lagos is available in 500, 600 models.

For proper functionality, this stove must be installed with external air.

OUTPUT: 4.5kW, 6.5kW

EFFICIENCY: 4.5kW = 77.0%
6.5kW = 77.0%

ENERGY CLASS: A

FINISH AVAILABLE: Matt Black

FEATURES

CE 5 YEAR CLEAN BURN ECO DESIGN READY 2022 EXTERNAL AIR MULTIFUEL GRATE

DIMENSIONS	HEIGHT	WIDTH	FLUE	BACKBOX HEIGHT	BACKBOX WIDTH
Lagos 500 4.5kW - cassette	617	556	151	545	496
Lagos 600 6.5kW - cassette	617	656	151	545	596



PORTIMAO

CASSETTE

The Portimao models are a range of Wood Burning Cassette Stoves manufactured in southern Portugal from steel and boast excellent burn control along with an 80% plus efficiency level. Their sleek modern design and large viewing window allows this stove to be the focal point of any home.

The Portimao is available in 700, 900, 900DS and 16kW boiler models.

For proper functionality, this stove must be installed with external air.

OUTPUT:

7.2kW, 9.0kW

EFFICIENCY:

7.2kW = 77.0%
9.0kW = 77.0%

ENERGY CLASS:

A

FINISH AVAILABLE:

Matt Black

FEATURES

CE

5 YEAR

CLEAN BURN

FLAME

EXTERNAL AIR

MULTIFUEL GRATE

DIMENSIONS	HEIGHT	WIDTH	FLUE	BACKBOX HEIGHT	BACKBOX WIDTH
Portimao 700 / 7.2kW - cassette	615	757	151	545	696
Portimao 900 / 9kW - cassette	615	955	151	545	896
Portimao 900 DS / 8kW - cassette	615	955	151	545	896



THOR 12

OUTDOOR STOVE

The Thor 12kW stove is an outdoor wood stove with elegant and sophisticated look. Its cube shape is complemented by a distinctive modular design featuring 4 glass panels. You can choose a version with a steel floor plate, handy for storing firewood.

OUTPUT:

12kW

FINISH AVAILABLE:

Corten Steel



THOR 12



THOR 12 WITH STEEL FLOOR PLATE BASE

*These stoves are Wood Burning only

DIMENSIONS	HEIGHT	WIDTH	DEPTH	FLUE	
Thor 12kW	1000	550	550	125	
Thor 12kW With Steel Floor Plate Base	1000	550	550	125	



BIO 80Q ROUND

PELLET STOVE

Special features include:

- Reinforced steel structure
- Cast iron brazier
- Removable ash drawer
- Painted steel covering
- Chimney protection system
- Enhanced thermal exchanger
- Intelligent heating system
- Safety on over-temperature of reservoir / stove & a weekly programmer with 4 on / 4 off daily time settings

The New Fair BIO Pellet Stoves from Henley are the most economical stoves in our range, reaching efficiency levels of between 91.5% & 93%.

OUTPUT:

7.7kW

EFFICIENCY:

91% - 93.0%

ENERGY CLASS:

A+

FINISH AVAILABLE:

Nero Black

Bordeaux Red

FEATURES



*Optional Wi-Fi Kit available.

DIMENSIONS	HEIGHT	WIDTH	DEPTH	FLUE	
BIO 80Q Round / 7.7kW - freestanding	900	510	480	80	



ELM 4

PELLET STOVE

Special features include:

- Reinforced steel structure
- Cast iron brazier
- Removable burner bowl & ashtray
- Painted steel covering
- 4kg storage container for 4 to 13 hours of operating time without refilling
- Enhanced thermal exchanger
- 5 combustion levels and 5 ventilation speeds
- Daily time settings
- Operation via control panel with display or conveniently via remote control
- Remote access control via Smartphone App using home Wi-Fi (optional)

OUTPUT:

4kW

EFFICIENCY:

90%

ENERGY CLASS:

A+

FINISH AVAILABLE:

Black

Red

FEATURES



*Optional Wi-Fi Kit available.

DIMENSIONS	HEIGHT	WIDTH	DEPTH	FLUE	
Elm 4kW - freestanding	610	385	430	80	



ELM 8

PELLET STOVE

Special features include:

- Reinforced steel structure
- Cast iron brazier
- Removable burner bowl & ashtray
- Painted steel covering
- 18 kg storage container for 6 to 28 hours of operating time without refilling
- Enhanced thermal exchanger
- 5 combustion levels and 5 ventilation speeds
- Daily time settings
- Operation via control panel with display or conveniently via remote control
- Remote access control via Smartphone App using home Wi-Fi (optional)

OUTPUT:

8kW

EFFICIENCY:

90.0%

ENERGY CLASS:

A+

FINISH AVAILABLE:

Black

Red

FEATURES



*Optional Wi-Fi Kit available.

DIMENSIONS	HEIGHT	WIDTH	DEPTH	FLUE	
Elm 8kW - freestanding	909	435	460	80	



ELM 11

PELLET INSERT STOVE

Special features include:

- Reinforced steel structure
- Slide-out drawer for easy pellet loading
- Full sliding unit for easy maintenance
- 15kg storage container for 6 to 24 hours of operating time without refilling
- Cast iron brazier
- Removable burner bowl & ashtray
- Painted steel covering
- Enhanced thermal exchanger
- 5 combustion levels and 5 ventilation speeds
- Daily time settings
- Operation via control panel with display or conveniently via remote control
- Remote access control via Smartphone App using home Wi-Fi (optional*)

OUTPUT:

11kW

EFFICIENCY:

90%

ENERGY CLASS:

A+

FINISH AVAILABLE:

Black

FEATURES



*Optional Wi-Fi Kit available.

DIMENSIONS	HEIGHT	WIDTH	DEPTH	FLUE	
Elm 11kW - Insert stove	650	802	655	80	



ELM 20

PELLET BOILER STOVE

- Special features include:
- Reinforced steel structure
 - Cast iron brazier
 - Removable burner bowl & ashtray
 - Painted steel covering
 - 25 kg storage container for 6 to 31 hours of operating time without refilling
 - Enhanced thermal exchanger
 - 22L Boiler Capacity
 - 5 combustion levels and 5 ventilation speeds
 - Daily time settings
 - Operation via control panel with display or conveniently via remote control
 - Remote access control via Smartphone App using home Wi-Fi (optional)

OUTPUT ROOM:	3.2kW
OUTPUT WATER:	16.8kW
EFFICIENCY:	89.5%
ENERGY CLASS:	A+
FINISH AVAILABLE:	<div>Black</div> <div>Red</div>

FEATURES

*Optional Wi-Fi Kit available.

DIMENSIONS	HEIGHT	WIDTH	DEPTH	FLUE	
Elm 20kW pellet boiler - freestanding	1043	534	590	80	



ACHILL 17.5

BOILER - INSERT

The Achill 17.5 stove is a multi fuel eco boiler insert, delivering warmth and comfort to your home. It is primarily designed to heat water to radiators.

We would strongly recommend that a radiator is fitted in the room where the stove is installed, to maximize heat output to the area. If you feel the heat output to the room is too high, turn off radiator for that room.

OUTPUT ROOM:	2kW to 6.1kW
OUTPUT WATER:	4.1kW to 11.5kW max
EFFICIENCY:	83.2%
ENERGY CLASS:	A+
FINISH AVAILABLE:	<div>Matt Black</div>

FEATURES

*A Boiler's heat output to the room in which it is fitted can vary depending on how many radiators are utilised.

DIMENSIONS	HEIGHT	WIDTH	FLUE	BACKBOX HEIGHT	BACKBOX WIDTH
Achill 17.5 Eco Boiler - insert	634	626	151	525	529



SHERWOOD

BOILER - FREESTANDING

The Sherwood Boiler stove is the perfect blend of style and performance with new boiler options ranging from 12kW to 21kW. Class A+ energy rating ensures efficient heating, while the clean and sleek design in a matt black finish adds an elegant touch to any room. The Sherwood stove is a multi-fuel stove with an external air connection that provides a healthier living environment.

The cast iron door is durable and easy to clean, and the air-wash system ensures a clear view of the fire.

*A Boiler's heat output to the room in which it is fitted can vary depending on how many radiators are utilised.

12KW	OUTPUT ROOM:	4.0kW to 5.0kW max
	OUTPUT WATER:	3.8kW to 7.0kW max
21KW	OUTPUT ROOM:	8.1kW to 8.1kW max
	OUTPUT WATER:	4.7kW to 13.0kW max
EFFICIENCY:		12kW = 80.2% 21kW = 80.1%
ENERGY CLASS:		12kW A+ 21kW A

FEATURES



DIMENSIONS	HEIGHT	WIDTH	DEPTH	FLUE	
Sherwood 12 Boiler - freestanding	630	540	455	151	
Sherwood 21 Boiler - freestanding	660	630	556	151	



PORTIMAO 16

BOILER - CASSETTE

The Portimao models are a range of Wood Burning Cassette Stoves manufactured in southern Portugal from steel and boast excellent burn control along with an 85% plus efficiency level. Their sleek modern design and large viewing window allows this stove to be the focal point of any home.

For proper functionality, this stove must be installed with external air.

*A Boiler's heat output to the room in which it is fitted can vary depending on how many radiators are utilised.

OUTPUT ROOM:	6.0kW
OUTPUT WATER:	10.8kW
EFFICIENCY:	85.0%
ENERGY CLASS:	A+
FINISH AVAILABLE:	Matt Black

FEATURES



DIMENSIONS	HEIGHT	WIDTH	DEPTH	FLUE	BACKBOX HEIGHT
Portimao 16kW Boiler - cassette	553	697	535	194	950

Natural Stone Tiles

Bring the charm of the outdoors into your home with our natural stone tiles. A distinctive and popular choice to incorporate into both contemporary & traditional design projects. Choose from our range of 4 styles of stone tiles to create a superior natural feature for your home.



OYSTER SLATE VS-01



MULTICOLOUR SLATE VS-02



BLACK GRANITE VS-03



WHITE QUARTZ VS-04

Wood Effect Beams

Our wood-effect beams are manufactured from a non-combustible material & finished with a water-based stain. Currently available in 2 charming shades of oak. These designs are perfect for any interior design project.

Available in: 1220mm x 150mm x 150mm
Available in: 1372mm x 150mm x 150mm



ARIZONA OAK

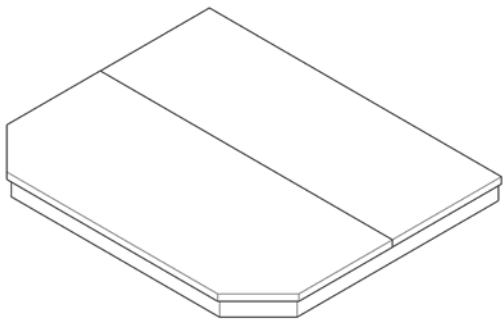


ARIZONA OAK LIGHT

Splayed Black Granite Hearths

Sizes Available

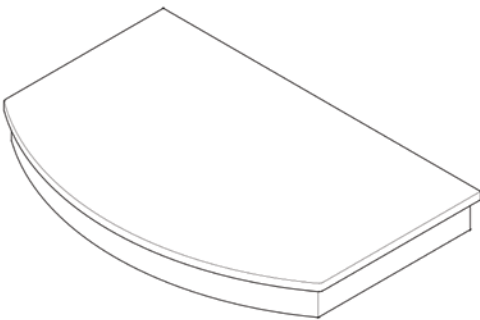
CODE	WIDTH	LENGTH	RISER
HR007	36" (915mm)	30" (762mm)	2" (50mm)



Curved Black Granite Hearths

Sizes Available

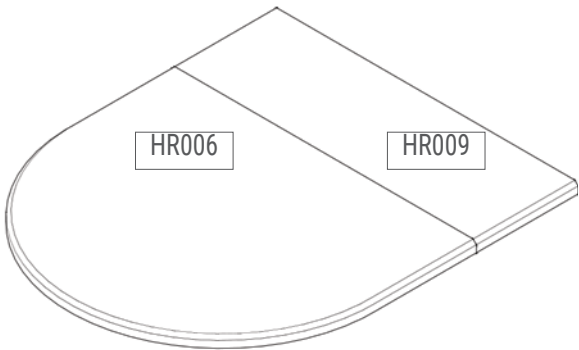
CODE	WIDTH	LENGTH	RISER
HR004	36" (914mm)	24" (610mm)	3" (75mm)
HR005	36" (914mm)	29" (736mm)	3" (75mm)
HR008	36" (914mm)	36" (914mm)	3" (75mm)
HR014	54 " (1372mm)	24" (610mm)	3" (75mm)
HR016	54 " (1372mm)	29" (736mm)	3" (75mm)
HR022	60" (1524mm)	24" (610mm)	3" (75mm)
HR024	60" (1524mm)	29" (736mm)	3" (75mm)



Curved Black Granite Hearth with Chamfer

Sizes Available

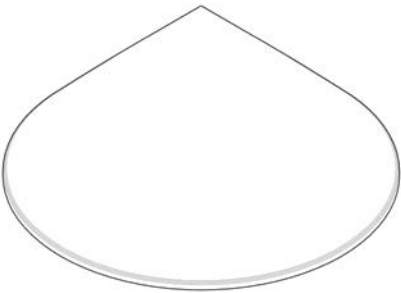
CODE	WIDTH	LENGTH	HEIGHT
HR009	36" (914mm)	12" (305mm)	30mm extension piece
HR006	36" (914mm)	30" (762mm)	30mm slab chamfer



Teardrop Polished & Honed Black Granite Hearths

Sizes Available

CODE	WIDTH	LENGTH	HEIGHT	
HR033	800mm	800mm	30mm	Polished
HR035	900mm	900mm	30mm	Polished
HR052	800mm	800mm	30mm	Honed
HR053	900mm	900mm	30mm	Honed

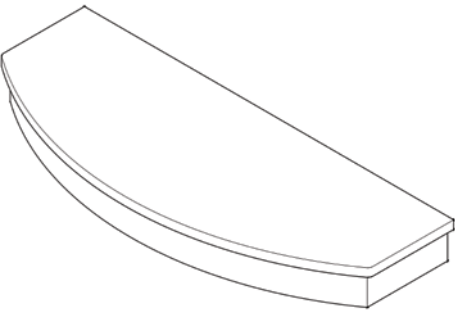


Black Granite Hearth Extension Piece

Sizes Available

CODE	WIDTH	LENGTH	RISER
HR002	36" (914mm)	14" (355mm)	3" (75mm)

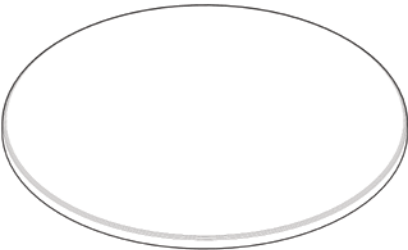
- Curved Hearth Extension
- Perfect for adding depth to your existing hearth



Circle Polished & Honed Black Granite Hearth

Sizes Available

CODE	WIDTH	LENGTH	HEIGHT	
HR054	900mm	900mm	30mm	Polished



DIMENSIONS: ROOM HEATERS

	HEIGHT	WIDTH	DEPTH	FLUE			
ASCOT 5KW	559mm	382mm	361mm	125mm	-	-	-
ASCOT 8KW	600mm	490mm	380mm	125mm	-	-	-
ALDERWOOD 6.7KW	623mm	550mm	335mm	125mm	-	-	-
BRACKEN 7.9KW	581mm	520mm	355mm	153mm	-	-	-
BURNBRIGHT 5KW	623mm	550mm	335mm	125mm	-	-	-
CAMBRIDGE ECO 5KW	586mm	444mm	403mm	125mm	-	-	-
CLEARWOOD 5KW	495mm	430mm	339mm	125mm	-	-	-
DUNLOE 5.1KW	617mm	438mm	359mm	125mm	-	-	-
ELCOMBE5KW	585mm	490mm	343mm	125mm	-	-	-
ELCOMBE LOGSTORE	815mm	490mm	343mm	125mm	-	-	-
ELMWOOD 6.7KW	683mm	574mm	335mm	125mm	-	-	-
ELMWOOD COMPACT4.9KW	574mm	444mm	310mm	125mm	-	-	-
GLENWOOD 5KW	590mm	390mm	360mm	125mm	-	-	-
HAMPSHIRE 5	559mm	382mm	369mm	125mm	-	-	-
HAMPSHIRE 7	570mm	470mm	370mm	125mm	-	-	-
HAZELWOOD 4.9 COMPACT	500mm	420mm	335mm	125mm	-	-	-
HAZELWOOD 5 LANDSCAPE	623mm	550mm	335mm	125mm	-	-	-
HAZELWOOD 5 LOGSTORE	904mm	550mm	335mm	125mm	-	-	-
HAZELWOOD 6.5 DS	530mm	465mm	500mm	125mm	-	-	-
HAMPTON 4.9KW	623mm	550mm	335mm	125mm	-	-	-
LINCOLN 5KW	585mm	490mm	343mm	125mm	-	-	-
LINCOLN LOGSTORE	815mm	490mm	343mm	125mm	-	-	-
LEAF 4.9KW	500mm	420mm	335mm	125mm	-	-	-
REDWOOD 5KW	590mm	390mm	360mm	125mm	-	-	-
SHERWOOD 5	559mm	382mm	362mm	125mm	-	-	-
SHERWOOD 7	570mm	470mm	388mm	125mm	-	-	-
SHERWOOD 12	630mm	540mm	390mm	153mm	-	-	-
SEVERN 5	487mm	350mm	415mm	125mm	-	-	-
SEVERN 8	530mm	470mm	435mm	125mm	-	-	-
THAMES 5.1KW	495mm	430mm	339mm	125mm	-	-	-
WILLOW 6.7KW	623mm	550mm	335mm	125mm	-	-	-
WILLOW COMPACT 4.9KW	500mm	420mm	335mm	125mm	-	-	-
PORTO DOOR	620mm	525mm	-	-	-	-	-

LOGSTORE

	HEIGHT	WIDTH	DEPTH		HEIGHT	WIDTH	DEPTH
SHERWOOD 5	210mm	370mm	315mm	HAMPSHIRE 5	210mm	370mm	315mm
SHERWOOD 7	240mm	450mm	330mm	HAMPSHIRE 7	240mm	450mm	330mm
SEVERN 5	150mm	350mm	280mm	SEVERN 8	200mm	470mm	300mm
BURNBRIGHT	322mm	550mm	330mm				

* Please note: all cassette stove dimensions include frame unless stated otherwise. ** Measurement excludes frame.
All dimensions are correct at time of print, but may be subject to change. Please confirm exact measurements before commencing any installation works.

DIMENSIONS: INSERT & CASSETTE*

** Size given with Frame Included	HEIGHT	WIDTH	FLUE		BACKBOX HEIGHT	BACKBOX WIDTH	BACKBOX DEPTH
MUCKROSS - INSERT	595mm	485mm	125mm		512mm	396mm	283mm
ARKLOW - INSERT	591mm	485mm	125mm		512mm	396mm	263mm
ELMWOOD ECO - INSERT	594mm	540mm	125mm		552mm	396mm	370mm
ACHILL ECO - INSERT	595mm	485mm	125mm		552mm	396mm	370mm
** Size given with Frame Included							
ECO C400	**663mm	**512mm	125mm		552mm	400mm	342mm
ECO C550	**593mm	**662mm	125mm		482mm	550mm	342mm
ATHENS 400	**626mm	**468mm	151mm		550mm	395mm	350mm
ATHENS 500	**630mm	**577mm	151mm		555mm	500mm	350mm
LAGOS 500	**617mm	**556mm	151mm		545mm	496mm	440mm
LAGOS 600	**617mm	**656mm	151mm		545mm	596mm	440mm
PORTIMAO 700	**615mm	**757mm	151mm		545mm	696mm	440mm
PORTIMAO 900	**615mm	**955mm	151mm		545mm	896mm	440mm
PORTIMAO 900 DS	**615mm	**955mm	151mm		545mm	896mm	527mm

DIMENSIONS: OUTDOOR STOVES

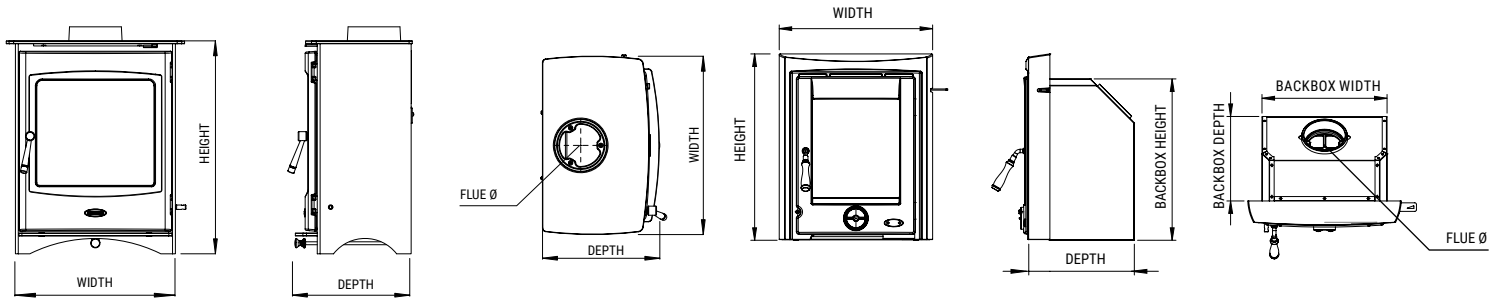
	HEIGHT	WIDTH	DEPTH	FLUE			
THOR D12 OUTDOOR WL	1000mm	550mm	550mm	125mm	-	-	-
THOR D12 OUTDOOR WB	1000mm	550mm	550mm	125mm	-	-	-

DIMENSIONS: PELLET STOVES

	HEIGHT	WIDTH	DEPTH	FLUE			
BIO 80Q ROUND	900mm	510mm	480mm	80mm	-	-	-
ELM 4KW - FREESTANDING	610mm	385mm	430mm	80mm	-	-	-
ELM 8KW - FREESTANDING	909mm	435mm	460mm	80mm	-	-	-
ELM 11KW - INSERT STOVE	909mm	435mm	460mm	80mm	-	-	-

DIMENSIONS: BOILER STOVES

	HEIGHT	WIDTH	DEPTH	FLUE	BACKBOX HEIGHT	BACKBOX WIDTH	BACKBOX DEPTH
ELM 20KW PELLET BOILER	1043mm	534mm	590mm	80mm	-	-	-
ACHILL 17.5 BOILER	634mm	626mm	475mm	151mm	525mm	529mm	360mm
SHERWOOD 12 BOILER	630mm	540mm	455mm	151mm	-	-	-
SHERWOOD 21 BOILER	660mm	630mm	556mm	151mm	-	-	-
PORTIMAO 16KW BOILER	553mm	697mm	535mm	194mm	950mm	-	535mm



* Please note: all cassette stove dimensions include frame unless stated otherwise. ** Measurement excludes frame.
All dimensions are correct at time of print, but may be subject to change. Please confirm exact measurements before commencing any installation works.

EVERY HOME DESERVES A HENLEY



Address: Curraheen, Tralee, Co. Kerry, Ireland

Henley Stoves UK: Master Logistics, Ely Rd,
Stretham, Ely CB6 3JJ

www.henleystoves.com, sales@henleystoves.com
© 2024 Henley Stoves All Rights Reserved

Local Stockist: